



MARQUETTE COUNTY

VETERANS SERVICE OFFICE



*To care for him who shall
have borne the battle
and for his widow and his orphan.*

- Abraham Lincoln



ANNUAL REPORT 2017

MARQUETTE COUNTY VETERANS SERVICE OFFICE
2017 Annual Report Summary

The County Veterans Service office has made some great strides in 2017. There was an increase in business in 2017 and we will never have a lack of veterans needing assistance. This is due to many veterans moving to our county this past year.

We continue to maintain an outreach program for the veterans in our county. We submitted many more articles to the Marquette County Tribune this year. We also began mailing useful information to all the Veterans Organizations within the county so they can share it with other veterans in their community. We are popular on the speaking circuit in our County providing speakers for multiple events all over the county. The success of this outreach program resulted in increased business.

One of the positive results of the increase in veterans requesting assistance was a significant increase in Compensation and Pension payments by the VA to our county's veterans. The increase was over \$799,000 from 2016. This is money that is paid directly to the veterans and they spend it in the local economy.

Sadly, there was a large number of veterans who passed away this past year. 21 more than in 2016. As a result, we assisted those surviving spouses with burial benefits and ordered grave markers for them. Several of these spouses qualified for Survivors Pension from the VA due to their having a low income.

We also began the process of becoming a paperless office by scanning our deceased veteran's files into our database. The paper records are then being sent to the next of kin.

In summary, the CVSO office had approximately 2600 phone communications, 272 office visits and visited 25 Veterans and their spouses or Veterans widows in their homes. The CVSO completed 546 forms for these Veterans where 94 were for Compensation or Pension, 30 were for VA Healthcare and another 25 were for grave markers for deceased veterans. Every effort was made to maximize service, increase efficiencies and provide the most beneficial information and service to the Marquette County veteran population and veterans of the nearby communities.

STATE/COUNTY VETERAN DEMOGRAPHICS:

In 2017, the VA Office of the Actuary reported an estimated **397,821** veterans lived in Wisconsin. They reported the estimated veteran population of Marquette County was **1,722**.

FEDERAL BENEFITS:

Direct Financial Impact

Compensation and Pension Payments	\$ 6,266,783
Educational and Rehabilitation Allowance Paid	\$ 183,897
Insurance/Indemnities Paid	\$ 82,001

SUBTOTAL \$ 6,532,681

Note 1: Dollars received by veterans through the VA and infused into a community by the veterans may change hands three times; creating greater financial impact to the surrounding community and to subsequent revenue for local government.

Indirect Financial Impact

Government Headstones/Markers Ordered (25@\$100)	\$ 2,500
Total VA Medical Expenditures, 593 Veterans	\$ 6,162,254

Note: For each dollar of VA medical expenditure utilized by Marquette County veterans is a dollar potentially saved from their personal and/or insurance expense or from the expense of Medicaid or Medical Assistance.

***TOTAL VALUE OF FEDERAL BENEFITS RECEIVED** \$ 12,697,435

**information from annual GDX plus the estimated benefit of grave markers*

*** FEDERAL BENEFITS:**

These amounts refer to payments made to veterans, dependents or survivors or to services provided for veterans, dependents or survivors in Marquette County during the year for the following:

- 1) Service Connected Disability Compensations
- 2) Non-Service Connected Disability Pensions
- 3) Veterans' & Dependents' Education Benefits & Vocational Rehabilitations
- 4) Widows Pensions
- 5) Dependents Indemnity Compensation (DIC) Paid to survivors of veterans who died as a result of Service Connected disabilities or under VA care
- 6) Medical services provided by the Federal VA
- 7) Burial Allowances

OTHER BENEFITS:

Veterans Discharge Papers filed at Register of Deeds	36
WI Property Tax Credit approvals	7
WI Veterans ID Driver's License applications	16
DNR Disabled Veteran's Park Pass	2

FROM AVAILABLE INFORMATION, WE LOST:

World War II Veterans	11
Korean Conflict Veterans	9
Vietnam Veterans	14
Persian Gulf Veterans	0
Peacetime Veterans	10
Total	44

OFFICE CUSTOMER-SERVICE TRAFFIC

Office Visits	272
Home Visits	25
Newspaper posts	8

COUNTY VETERANS SERVICE OFFICER GRANT

Last year the Marquette County Veterans Service Officer applied for and received a grant from the Wisconsin Department of Veterans' Affairs (WDVA) in the amount of \$8,500. The purpose of the grant is for improvement of service to former military personnel of the county through the county veteran's service office.

This grant is now distributed as a block grant without a needing proof of expenditure. To receive these funds the County Administrator must sign a statement verifying that the funds are only used for the County Veterans Services.

**MARQUETTE COUNTY VETERANS' SERVICE COMMISSION FUND
ANNUAL REPORT**

Pursuant to the Wisconsin Statute 45.81(3) (e), the following report of the Marquette County Veterans' Service Commission Fund is submitted:

***Veterans Service Commission Grants
Account # 11-037-54700-710-000***

Balance at last VSC Meeting December 21, 2016	\$4402.07
<hr/>	
December 2016 Grants/Expenditures	
Expense: Adams Columbia Electric COOP	-\$ 870.56
Balance December 31, 2016	\$3531.58
Addition from 2017 Budget	\$ 500.00
<hr/>	
Balance January 1, 2017	\$4031.58
2017 Grants/Expenditures	
Expense: Veteran Funeral Expenses	-\$ 500.00
Expense: JC Elderly Housing Ltd	-\$ 735.00
US Bank	-\$ 274.87
Expense: Marquette Adams Telephone COOP	-\$ 434.51
Adams Columbia Electric COOP	-\$ 222.92
<hr/>	
Balance December 8, 2017	\$1864.28

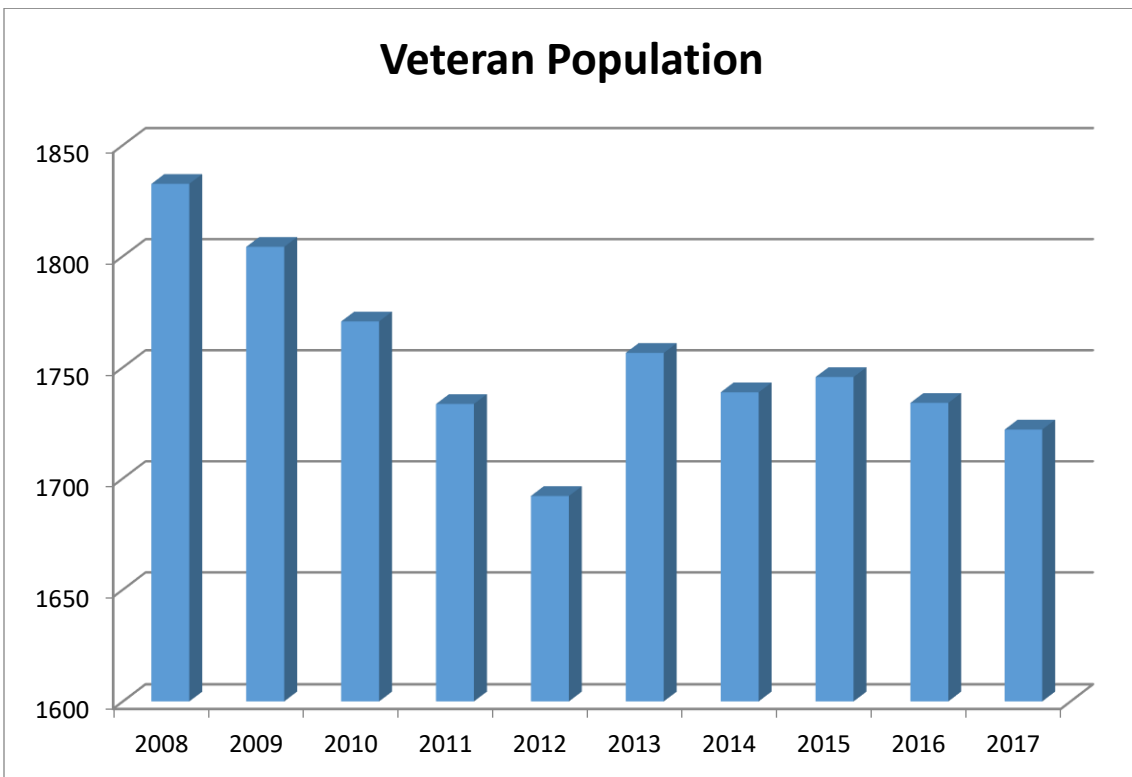
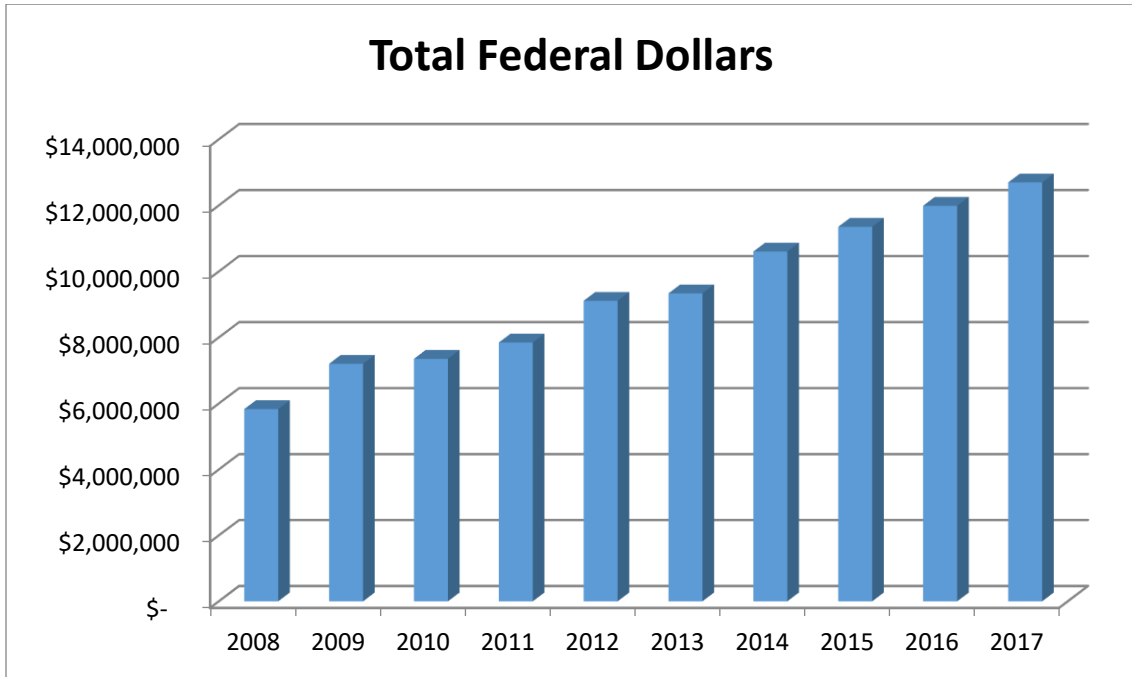
***Veterans Service Commission Revenue
Account # 11-037-54740-000-000***

Balance January 1, 2017	\$ 240.00
2017 Deposits	
Veteran repayment of VSC Grant 5/22/2017	\$1009.87
Private Donation 1/9/2017	\$ 500.00
Private Donation for Needy Veterans 7/19/2017	\$ 100.00
"Vet Bugs" Donation 8/3/2017	\$ 700.00
Trinity United Methodist Donation 10/3/2017	\$ 63.80
Neshkoro Veterans Association 10/20/2017	\$ 150.00
<hr/>	
Balance December 8, 2017	\$2763.67

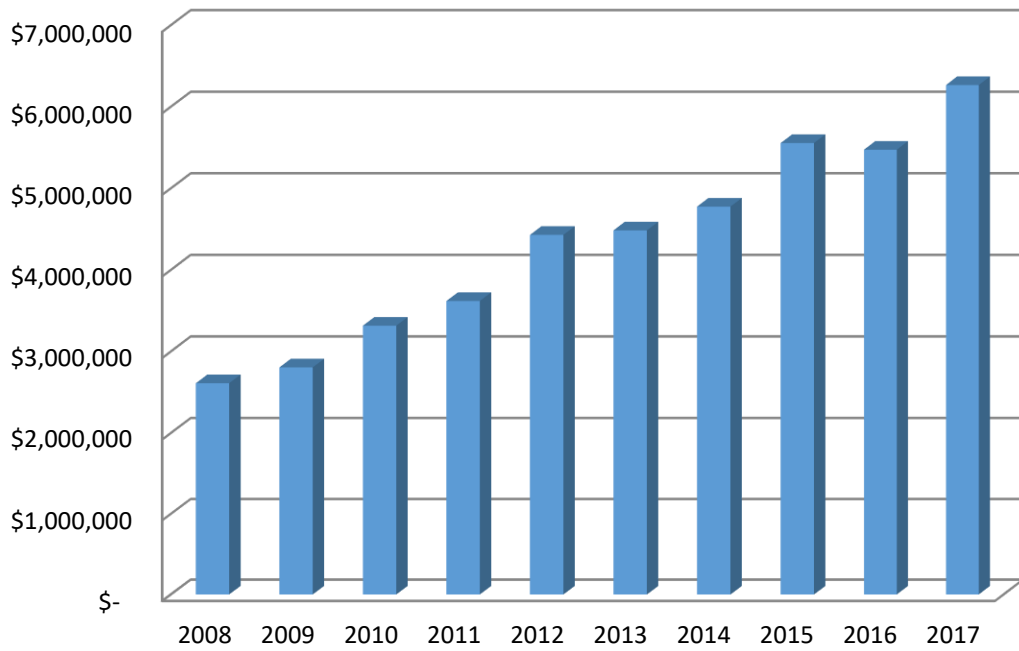
Respectfully Submitted by

Kristopher Bergh
County Veterans Service Officer

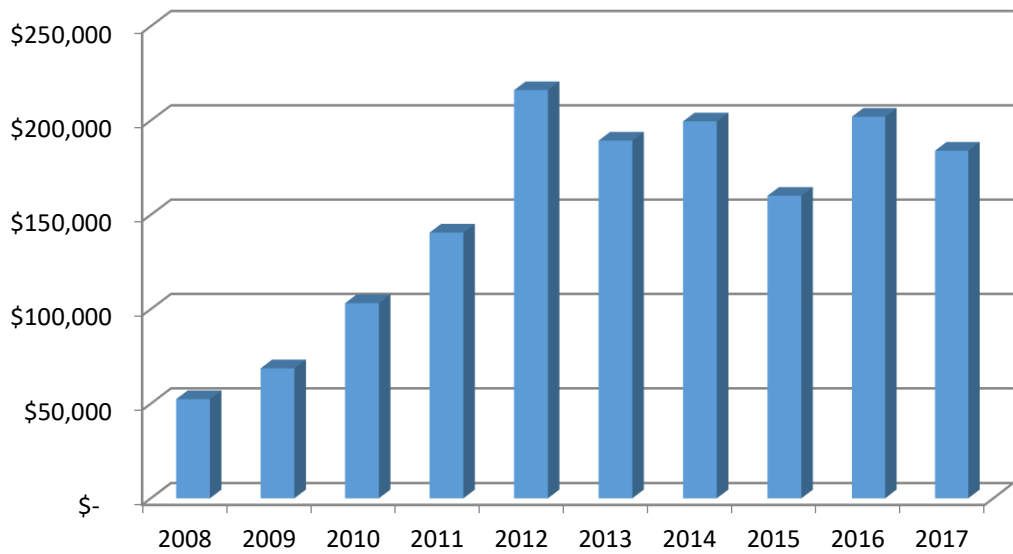
Historical graphs for Marquette County

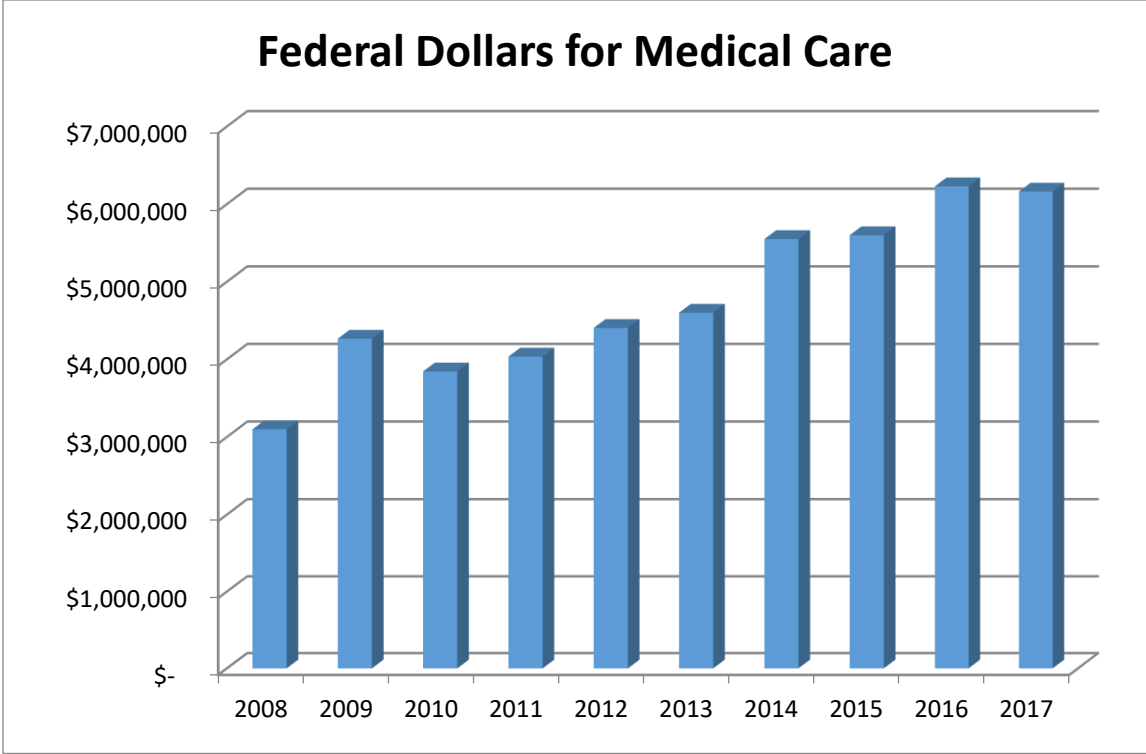


Total Compensation & Pension



Education & Vocational Rehabilitation/ Employment





**Comparison of Marquette County Federal Veteran Benefits to surrounding
Counties Federal Veterans Benefits**

	Veteran Population	Total Expenditure	Compensation & Pension	Education & Vocational Rehabilitation/ Employment	Insurance & Indemnities	Medical Care	VA Medical Patients
ADAMS	2,111	\$ 18,906,000	\$ 6,963,000	\$ 116,000	\$ 48,000	\$ 11,779,000	1,032
COLUMBIA	4,858	\$ 28,769,000	\$ 13,511,000	\$ 1,382,000	\$ 320,000	\$ 13,556,000	1,384
GREEN LAKE	1,412	\$ 9,686,000	\$ 4,484,000	\$ 273,000	\$ 153,000	\$ 4,776,000	489
MARQUETTE	1,722	\$ 12,695,000	\$ 6,267,000	\$ 184,000	\$ 82,000	\$ 6,162,000	593
WAUSHARA	2,464	\$ 15,246,000	\$ 8,238,000	\$ 237,000	\$ 88,000	\$ 6,684,000	867

	Total Federal Expenditure per Veteran	Federal dollars for compensation/pension per Veteran	Federal educational dollars per Veteran	Federal Medical dollars per Veteran	% of Veterans enrolled in VA Healthcare
ADAMS	\$ 8,955	\$ 3,298	\$ 54	\$ 5,579	49%
COLUMBIA	\$ 5,921	\$ 2,781	\$ 284	\$ 2,790	28%
GREEN LAKE	\$ 6,859	\$ 3,175	\$ 193	\$ 3,382	35%
MARQUETTE	\$ 7,372	\$ 3,639	\$ 107	\$ 3,578	34%
WAUSHARA	\$ 6,187	\$ 3,343	\$ 96	\$ 2,712	35%

Tables generated from the annual Federal GDx report and the VA website http://www.va.gov/vetdata/Veteran_Population.asp

Explanation of above tables.

Top Table

Total Expenditure: Combined amount from the columns Compensation & Pension, Education & Vocational Rehab./Employment, Insurance and Indemnities and finally, VA Medical Care.

Compensation and Pension: This is the area that CVSO's are most valuable. This is the amount each county's total veteran population is receiving annually for the combined amounts from service connected disability, non-service connected disability pension, death pension, or dependancy indemnity compensation. CVSO's are instrumental in assisting in the application process for these benefits.

Education & Vocational Rehabilitation/Employment: Primarily comprised of educational benefits, but also include federal benefits for adaptive automobile/housing benefits.

Insurance & Indemnities: Comprised of payments for life insurance policies to deceased veteran's survivors.

Medical Care: Amount of dollars spent on veterans medical health at VA hospitals and clinics.

VA Medical Patients: Number veterans in each county that are currently enrolled in VA Healthcare.

Bottom Table

Total Federal Expenditure per Veteran: This is the Total Expenditure from Top Table divided by the number of veterans in each county.

Federal \$ for compensation/pension per Veteran: This is the total amount of Compensation and Pension divided by the number of veterans in each County.

Federal educational \$ per Veteran: This is the total amount of educational dollars divided by the number of veterans.

Insurance & Indemnities: Not included in bottom table since the majority of benefit comes from the veterans electing life insurance at time of discharge from the military.

% of Veterans enrolled in VA Healthcare: Total VA Medical expenses divided by the number of veterans in the county.